



POWERLITE FITTING INSTRUCTIONS

POSITIVE EARTH DYNALITE

IMPORTANT

CAREFULLY READ ALL INSTRUCTIONS BEFORE FITTING THE UNIT.
FAILURE TO FOLLOW THE INSTRUCTIONS MAY RESULT IN DAMAGING THE DYNALITE UNIT.

NOTE:

- Dynalites **must** run with a cooling fan, original dynamo fans are acceptable.
- If in doubt contact a qualified auto electrician.
- Dynalites perform best with a 2:1 pulley ratio. It may be necessary to use a smaller pulley on low revving engines.
- Ensure all wiring is rated at 40Amps minimum.



LUCAS TYPE UNITS

FOR POWERLITE REFERENCES:

RAC014, RAC024, RAC025 RAC026, RAC030T, RAC031T

ABOUT:

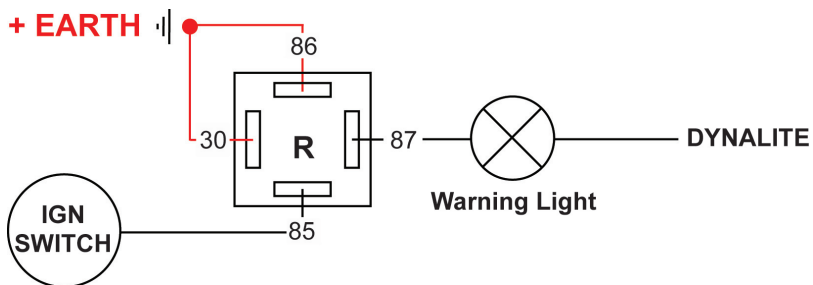
The Powerlite Dynalite is an alternator conversion, providing the benefits of an alternator with the look of an dynamo. The Dynalite unit is identical in fitting to your original dynamo, however unlike your dynamo the Dynalite is a self regulating alternator, meaning the existing control box is no longer required. Some wiring changes **must** be made. The changes can be made at the existing control box as described below.

FITTING:

1. Disconnect Battery
2. Exchange your existing Dynamo for your new Dynalite transferring the existing fan and pulley.

Wiring changes at the voltage regulator: (See opposite for appropriate diagram). A wiring diagram for the vehicle will aid identifying the wires.

3. Disconnect the earth from the control box.
4. Remove field lead (F) and warning light from regulator (Small wire at D terminal) and attach together.
5. Remove dynamo lead (D) from regulator and attach to battery positive lead to create a battery feed. (Main alternator feed to battery must be rated at 40 amps minimum.)
6. All positive earth units are supplied with a relay, this is part of the positive earth Dynalite installation. This **MUST** be fitted between the ignition warning light and ignition switch behind the dashboard as shown. **Failure to install this unit will result in instant failure of the Dynalite.**
7. Carefully check all wiring, re-connect battery and test.

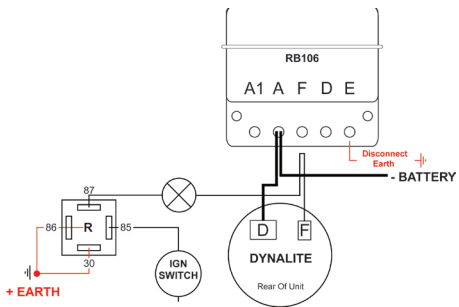


Ensure your Dynalite has a good earth, particularly if the vehicle has been recently painted.

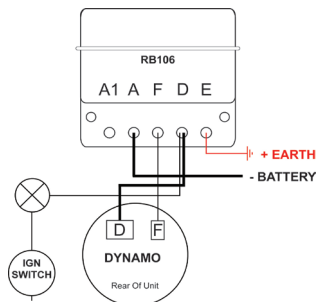
DYNALITE



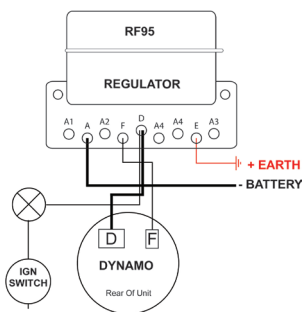
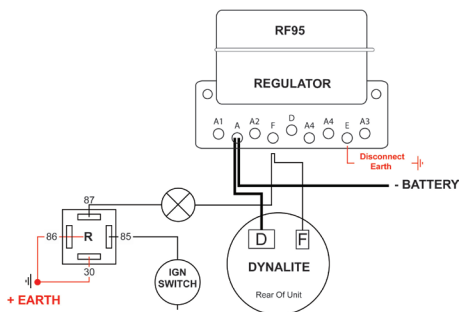
RB106



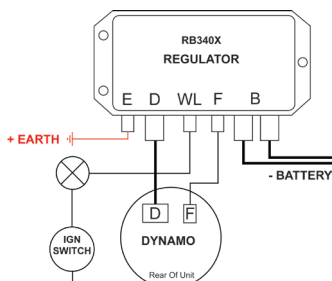
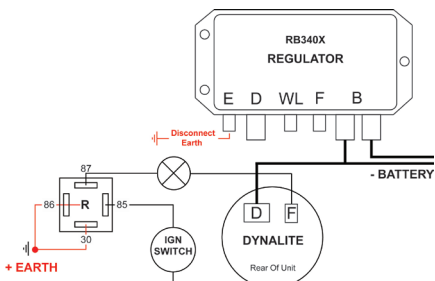
DYNAMO



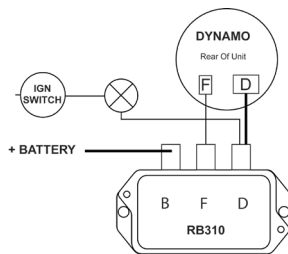
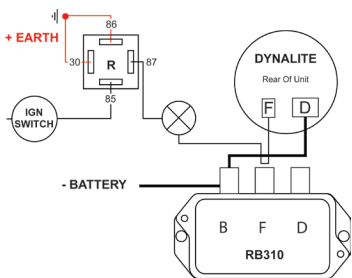
RF95



RB340



RB310





We have worked extensively throughout the industry for over 40 years, and there is no other company in the trade with our working knowledge of Starter Motors, Alternators and Dynamos for Classic and Vintage applications.

Our vast experience in this field has enabled us to develop unique solutions for classic car enthusiasts, supplying an extensive range of up rated units for a wide range of applications and uses.



**Lightweight
Alternators**



Control Boxes



**High-Torque
Starter Motors**



Slimline Starters



Pulleys and Fans



**Fitting
Accessories**

POWERLITE

Moor Street, Brierley Hill, Dudley, West Midlands,
DY5 3SU, ENGLAND

www.powerlite-units.com